

# OCS-I/O - HE959DQM606

## 16 Digital Outputs

### 1 TECHNICAL SPECIFICATIONS

#### 1.1 General Specifications

Required Power (Steady State)	<130mA @ 5V and <26mA @ 24V
Digital Outputs	16
Relative Humidity	5-95% non-condensing
Port Connectors	Phoenix Contact 2202234
Port Wiring - Digital I/O	16-24 AWG / 0.2-1.5mm <sup>2</sup>
Operating Air Temp	-40°C (-40°F) to 60°C (140°F)
Storage Temp	-40°C (-40°F) to 85°C (185°F)
Weight	3.10 oz.
Dimensions	76.5mm x 124.5mm x 19mm 3" x 4.9" x 0.75"
Certifications (UL/CE)	North America: <a href="https://hornerautomation.com/certifications/">https://hornerautomation.com/certifications/</a> Europe: <a href="https://www.hornerautomation.eu/support/certifications-2/">https://www.hornerautomation.eu/support/certifications-2/</a>

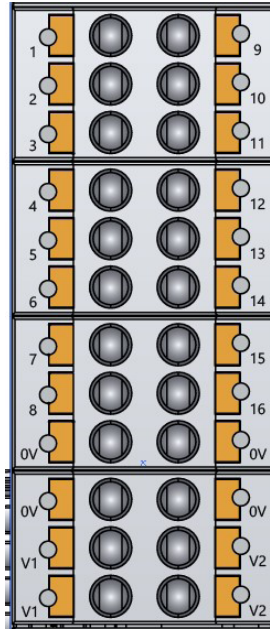



#### 1.2 Digital Outputs

Outputs per Module	16
Commons per Module	4
Operating Voltage	10-30VDC
Output Type	Sourcing/10kΩ pull down
Peak Voltage	35VDC
Max. Load Current per Output	0.5A
Max. Load Current per Common	4A
OFF to ON Response	Max. 1ms
ON to OFF Response	Max. 1ms
Output Characteristics	Current Sourcing
Output Protection	Short Circuit
Status Indicator	1 per output

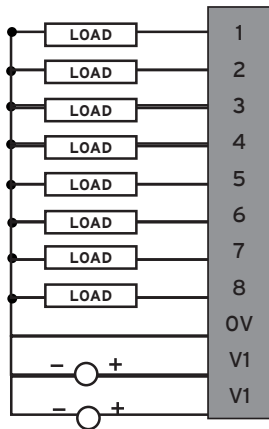
Cscape Configuration - See MAN1130 for the HE959CNX100

## 2 WIRING



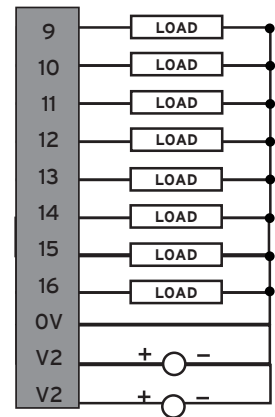
Use 75°C copper conductors only.

### Digital Outputs



#### 16 OUTPUTS

SIGNAL	DESCRIPTION	SIGNAL	DESCRIPTION
1	Output 1	9	Output 9
2	Output 2	10	Output 10
3	Output 3	11	Output 11
4	Output 4	12	Output 12
5	Output 5	13	Output 13
6	Output 6	14	Output 14
7	Output 7	15	Output 15
8	Output 8	16	Output 16
0V	Common	0V	Common
0V	Common	0V	Common
V1	V+ Input for Outputs 1-8	V2	V+ Input for Outputs 9-16
V1	V+ Input for Outputs 1-8	V2	V+ Input for Outputs 9-16



### 3 DIAGNOSTIC LED INDICATORS

Status	OK LED
OFF	Power Up
ON	IO Module Running Normally
BLINK (1Hz)	On of the following errors: a. Communication between IO Base and IO Module (IO ERROR) b. No Configuration c. OCS idle mode

### 4 SAFETY

#### 4.1 - WARNINGS



WARNING - If the equipment is used in a manner not specified by Horner APG, the protection provided by the equipment may be impaired.

WARNING - EXPLOSION HAZARD - Do not disconnect equipment unless power has been removed or the area is known to be non-hazardous

AVERTISSEMENT - RISQUE D'EXPLOSION -Ne débranchez pas l'équipement tant que l'alimentation n'a pas été coupée ou que la zone n'est pas dangereuse.

WARNING - EXPLOSION HAZARD - Substitution of any component may impair suitability for Class I, Division 2

AVERTISSEMENT - RISQUE D'EXPLOSION -Le remplacement de tout composant peut nuire à la compatibilité avec la classe I, division 2

WARNING - POSSIBLE EQUIPMENT DAMAGE - Remove power from the I/O Base and any peripheral equipment connected to this local system before adding or replacing this or any module.

AVERTISSEMENT - DOMMAGES POSSIBLES À L'ÉQUIPEMENT - Coupez l'alimentation de la base d'E / S et de tout équipement périphérique connecté à ce système local avant d'ajouter ou de remplacer ce module ou tout autre module.



WARNING - Inputs and Outputs should be connected to the same voltage levels (all connect to 24V supply sources)

WARNING - Digital Outputs are non-isolated and considered hazardous live.

WARNING - Loads for outputs require a Class 2 or Limited Power Source from a UL Listed power supply.

#### 4.2 - SAFETY

- All applicable codes and standards should be followed in the installation of this product.
- Shielded, twisted-pair wiring should be used for best performance.
- Shields should be grounded at one end only, preferably at the end providing the best noise shunting.
- Use the following wire type or equivalent: Belden 8441.

### 5 PART NUMBER

HE959DQM606

### 6 TECHNICAL SUPPORT

For assistance and manual updates, contact Technical Support at the following locations:

#### North America

(317) 916-4274

[www.hornerautomation.com](http://www.hornerautomation.com)

[APGUSATechSupport@heapg.com](mailto:APGUSATechSupport@heapg.com)

#### Europe

(+) 353-21-4321-266

[www.hornerautomation.eu](http://www.hornerautomation.eu)

[technical.support@horner-apg.com](mailto:technical.support@horner-apg.com)