

OCS-I/O - HE959DAC107

4 Analog Outputs

1 TECHNICAL SPECIFICATIONS

1.1 General Specifications

Required Power (Steady State)	60mA @ 5V, 92mA @ 24V
Analog Outputs	4
Relative Humidity	5-95% non-condensing
Port Connectors	Phoenix Contact 2201789
Port Wiring	16-24 AWG / 0.2-1.5mm±
Operating Air Temp	-40°C (-40°F) to 60°C (140°F)
Storage Temp	-40°C (-40°F) to 85°C (185°F)
Weight	2.96 oz.
Dimensions	76.5mm x 124.5mm x 19mm 3" x 4.9" x 0.75"
Certifications (UL/CE)	North America: https://hornerautomation.com/certifications/ Europe: https://www.hornerautomation.eu/support/certifications-2/

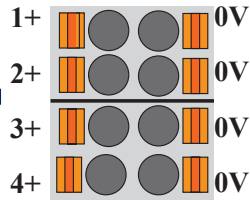


1.2 Analog Outputs

Number of Channels	4
Output Ranges	0-20mA / 4-20mA / -10V to 10V / 0-10V
Nominal Resolution	12 Bit
Minimum 10V Load	500Ω
Max Loop Voltage	10VDC
Maximum Current Load	500Ω
Minimum Current Load	30mA

Cscape Configuration - See MAN1175 for the HE959CNX116.

2 WIRING



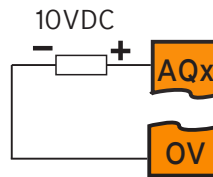
4 ANALOG OUTPUTS

Label	Signal	Description	Signal	Description
1+	Q1	Analog Output 1	0V	Analog Ground
2+	Q2	Analog Output 2	0V	Analog Ground
3+	Q3	Analog Output 3	0V	Analog Ground
4+	Q4	Analog Output 4	0V	Analog Ground

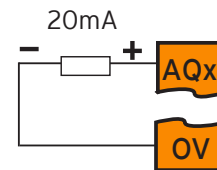


Use 75°C copper conductors only.

0 - 10V Analog Out



4 - 20mA Analog Out



3 DIAGNOSTIC LED INDICATORS

Status	OK LED
OFF	Power Up
ON	IO Module Running Normally
BLINK (1Hz)	On of the following errors: a. Communication between IO Base and IO Module (IO ERROR) b. No Configuration c. OCS idle mode

4 SAFETY

4.1 - WARNINGS



WARNING - If the equipment is used in a manner not specified by Horner APG, the protection provided by the equipment may be impaired.

WARNING - EXPLOSION HAZARD - Do not disconnect equipment unless power has been removed or the area is known to be non-hazardous

AVERTISSEMENT - RISQUE D'EXPLOSION - Ne débranchez pas l'équipement tant que l'alimentation n'a pas été coupée ou que la zone n'est pas dangereuse.

WARNING - EXPLOSION HAZARD - Substitution of any component may impair suitability for Class I, Division 2
AVERTISSEMENT - RISQUE D'EXPLOSION - Le remplacement de tout composant peut nuire à la compatibilité avec la classe I, division 2

WARNING - POSSIBLE EQUIPMENT DAMAGE - Remove power from the I/O Base and any peripheral equipment connected to this local system before adding or replacing this or any module.

AVERTISSEMENT - DOMMAGES POSSIBLES À L'ÉQUIPEMENT - Coupez l'alimentation de la base d'E / S et de tout équipement périphérique connecté à ce système local avant d'ajouter ou de remplacer ce module ou tout autre module.

4.2 - SAFETY

- a. All applicable codes and standards should be followed in the installation of this product.
- b. Shielded, twisted-pair wiring should be used for best performance.
- c. Shields should be grounded at one end only, preferably at the end providing the best noise shunting.
- d. Use the following wire type or equivalent: Belden 8441.

5 PART NUMBER

HE959DAC107

6 TECHNICAL SUPPORT

For assistance and manual updates, contact Technical Support at the following locations:

North America

(317) 916-4274
www.hornerautomation.com
techsppt@heapg.com

Europe

(+) 353-21-4321-266
www.hornerautomation.eu
technical.support@horner-apg.com